


RESOLVING CATALYTIC CONVERTER ISSUES



CATALYTIC CONVERTERS

CONVERTERS DON'T FAIL ON THEIR OWN


IT IS IMPORTANT TO CHECK THE FOLLOWING PRIOR TO CONVERTER REPLACEMENT:



Not following these recommendations may result in a recurrence of the original problem and could damage the new converter


✓ **Retrieve and repair all PCM trouble codes**

- Check for any available TSBs or PCM re-flash updates



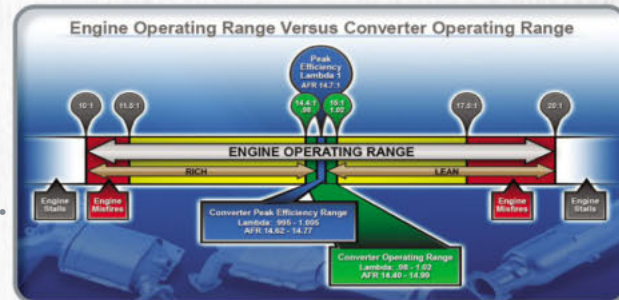
✓ **Always check for exhaust leaks**

- Smoke test / Soapy solution / Basic visual inspection



✓ **Make sure vehicle is in proper fuel control**

- Scan tool: Post O₂ sensor readings steady and equal to, or above, 450 mv
- Gas analyzer: Lambda = 1, and HC less than 65 ppm



✓ **Always test for contamination**

- Pressure test the cooling system
- Check for oil consumption or incorrect fuel usage



✓ **Make sure you have chosen the correct part for the application**

- Year / Make / Model / Emissions certification / Engine size / EFN



49 States and Canada

1 (734) 384-7830 M - F, 8:30 am - 5:30 pm EST

California ONLY

1 (734) 384-7824 M - F, 8:30 am - 5:30 pm EST

www.walkerexhaust.com